



# Your post-treatment care guide

## In this guide you'll find:

- Guidance around what to expect after your wet AMD treatment
- Instructions for monitoring your vision between appointments

### INDICATION

BEOVU<sup>®</sup> (brolucizumab-dblI) injection is used for the treatment of Neovascular (Wet) Age-related Macular Degeneration (AMD).

**Please see Important Safety Information throughout and [click here for full Prescribing Information.](#)**

**Beovu<sup>®</sup>**  
(brolucizumab-dblI)  
Injection



# What to expect

Caring for your vision is important. Now that you've taken the first step on your journey with BEOVU, it's essential to know what to expect. After treatment, be sure to start monitoring your vision for any changes right away.

## On the day of your treatment, you may notice the following:

- ✓ Blurry vision
- ✓ Floaters
- ✓ Redness
- ✓ Discharge
- ✓ A dry, scratchy feeling (as if you have sand in your eye)

### IMPORTANT SAFETY INFORMATION

You should not use BEOVU if you have an infection in or around the eye, eye inflammation, or if you are allergic to brolocizumab or any of the ingredients in BEOVU.

## Additional instructions from your doctor and contact information:

---



---



---



---



---



---



---



---




---



---

Please see additional Important Safety Information throughout and click here for full [Prescribing Information](#).



## When to call your doctor

If you experience any of the following symptoms, **or if you develop any change in vision**, call your doctor right away.


### IMPORTANT SAFETY INFORMATION (cont)

BEOVU is a prescription medicine given by injection into the eye. Injections in the eye, including BEOVU, may cause an infection of the eye or retinal detachment (separation of retina from the back of the eye). It is important to contact your doctor right away if your eye becomes red, sensitive to light, painful, or you develop any change in your vision.



#### Increased light sensitivity

If light that has never bothered you before now bothers you, call your doctor.



#### Floaters

These may look like moving spots in your field of vision that persist or worsen.




#### Pain in your eye



#### Decrease in vision

This could be a decrease in your ability to see, or the appearance of a veil in front of your vision.



#### Redness on the white part of your eye

Please see additional Important Safety Information throughout and click here for full [Prescribing Information](#).

---

## Monitoring your vision between treatments

It's important to regularly check your vision for changes. If you notice any changes, call your doctor right away—don't wait for your next appointment.

### IMPORTANT SAFETY INFORMATION (cont)

Increased eye pressure has been seen within 30 minutes of an eye injection, including BEOVU. Sustained increases in eye pressure also have been reported. Your doctor should monitor for this when you receive a BEOVU injection.



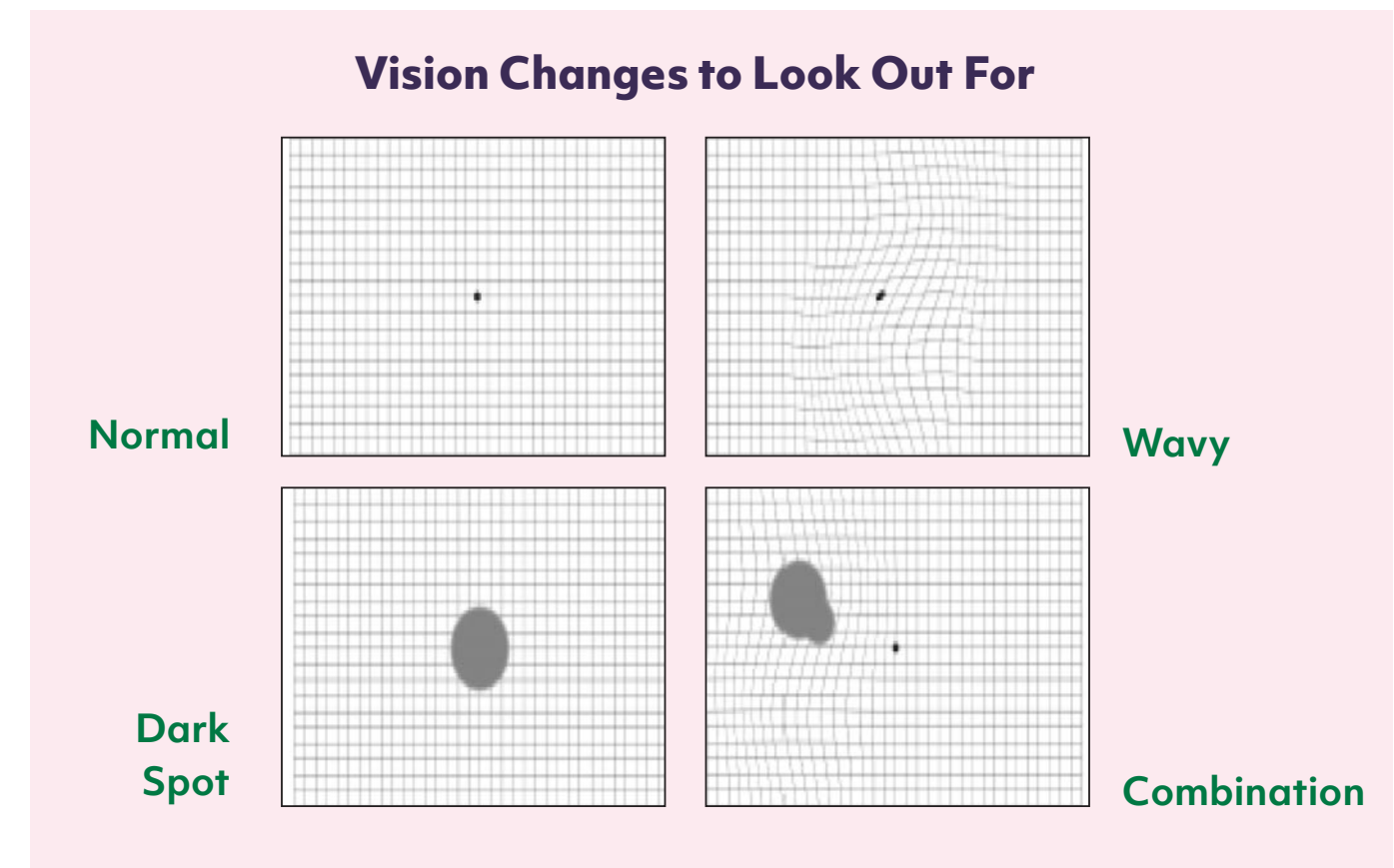
### Using an everyday item

Pick an area of your home that has straight lines, such as window blinds or a windowsill, and look at it regularly. If it ever starts to appear different or distorted in any way, call your doctor right away.

---

### Using an Amsler Grid

An Amsler Grid is a simple test that you can use to check for changes in vision.



Please see additional Important Safety Information throughout and click here for full [Prescribing Information](#).

# Using an Amsler Grid

On the blank Amsler Grids to the right, record a baseline (what you see today) by marking up the grids for each eye. Check your left eye and your right eye one at a time. You can use these baseline grids to compare what you see each time you check your vision.



## Remember, if you experience:

- Increased light sensitivity
- Floaters
- Pain in your eye
- Changes or decrease in vision
- Redness on the white part of your eye

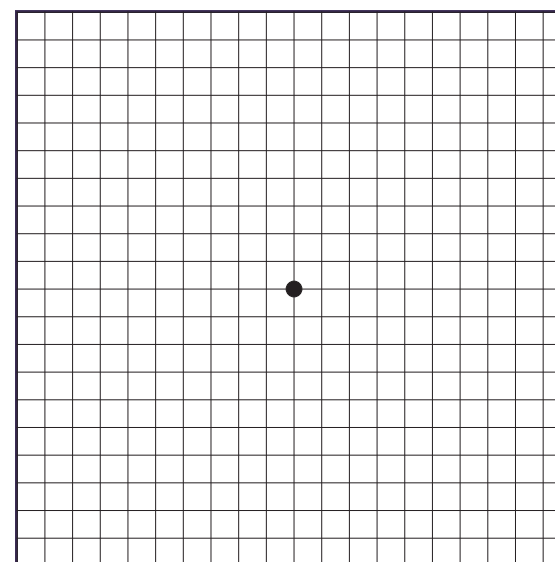
**call your doctor right away**

## IMPORTANT SAFETY INFORMATION (cont)

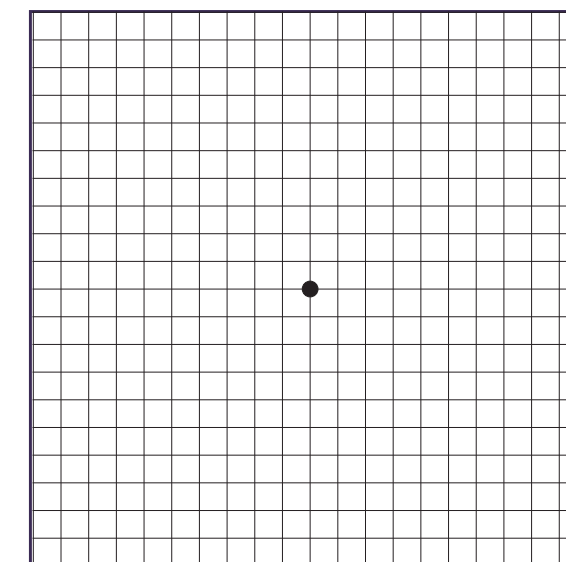
There is a potential risk of stroke, heart attack, or blood clots in patients receiving eye injections of vascular endothelial growth factor (VEGF) inhibitor drugs, including BEOVU. Sudden vision loss due to blockage of the blood vessels in the back of the eye and inflammation of blood vessels in the back of the eye have been reported.

## Get Started

Record your vision in each eye by drawing how you see the lines on the grid below.



**Record your baseline for your left eye.**




**Record your baseline for your right eye.**

Instructions on how to use an Amsler Grid can be found on the following pages of this booklet.

**Please see additional Important Safety Information throughout and click here for full [Prescribing Information](#).**

## Use this Amsler Grid to track vision changes between appointments



## Here's how to use your Amsler Grid:

- 1 | Put on reading glasses, if you normally wear them, and hold or attach the Amsler Grid to a surface at eye level.
- 2 | Make sure the grid is about 1 foot away from your eyes.
- 3 | Cover one eye, and with the other eye, focus on the center dot.
- 4 | Look to see if any lines are wavy, distorted, or missing.
- 5 | Record your results.
- 6 | Repeat with the other eye.
- 7 | If you experience any changes, tell your doctor right away.

Please see additional Important Safety Information throughout and click here for full [Prescribing Information](#).

# Write down the date of your next appointment



---

---

## IMPORTANT SAFETY INFORMATION (cont)

The most common side effects reported in patients receiving BEOVU were reduced clarity in vision, cataract, broken blood vessels in the eye, eye pain, and vitreous floaters (moving spots in the field of vision).

You are encouraged to report negative side effects of prescription drugs to the FDA.

Visit [www.fda.gov/medwatch](http://www.fda.gov/medwatch), or call 1-800-FDA-1088.

**Please see additional Important Safety Information throughout and click here for full [Prescribing Information](#).**

